



DIRO
IFT 6150

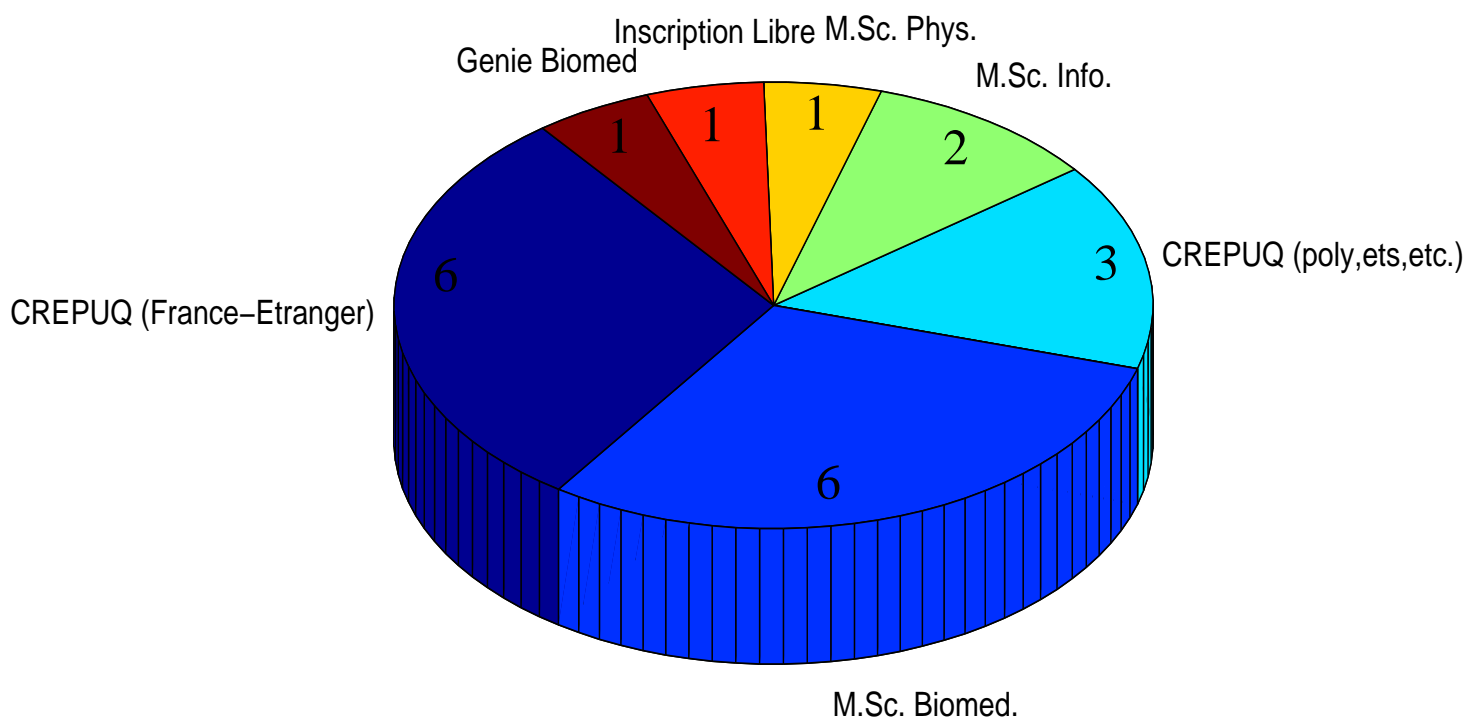
STATISTIQUES DES NOTES IFT 6150 (A06)

Max Mignotte

DIRO, Département d'Informatique et de Recherche Opérationnelle.

[http : //www.iro.umontreal.ca/~mignotte/ift6150/](http://www.iro.umontreal.ca/~mignotte/ift6150/)

E-mail : mignotte@iro.umontreal.ca



Session A06 20 étudiants

FIG. 1 – Répartition des Étudiants (20 étudiants)

| Discipline | Code |
|--------------------------------|-----------|
| M.Sc. Info. | 2-175-1-0 |
| M.Sc. Math. | 2-190-1-0 |
| M.Sc. Phys. | 2-200-1-0 |
| M.Sc. Biomed. | 1-999-4-9 |
| M.Sc. Genie Biomed. | 2-535-1-0 |
| Echange CREPUQ (Poly,Ets,etc.) | 1-995-4-9 |
| Echange CREPUQ (France-Québec) | 2-995-1-9 |
| Ph.D. Info. | 3-175-1-0 |
| Ph.D. Phys. | 3-200-1-0 |

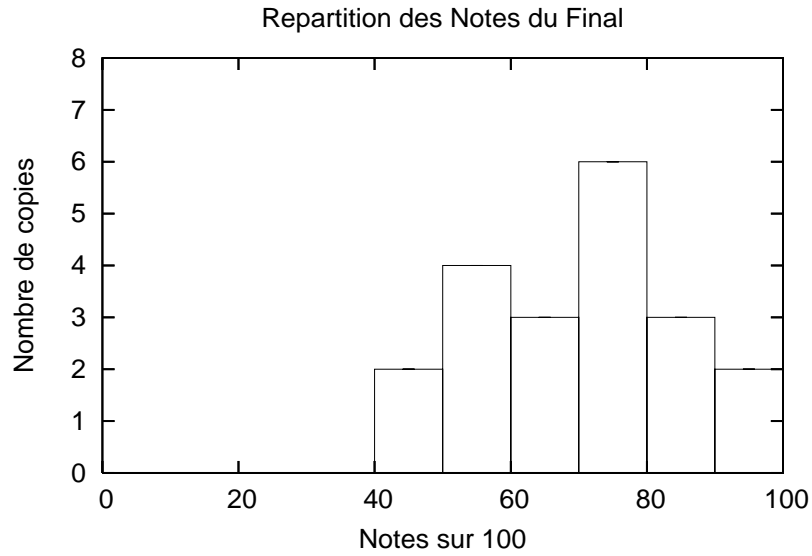


FIG. 2 – Répartition des Notes de l'examen Final (20 étudiants)

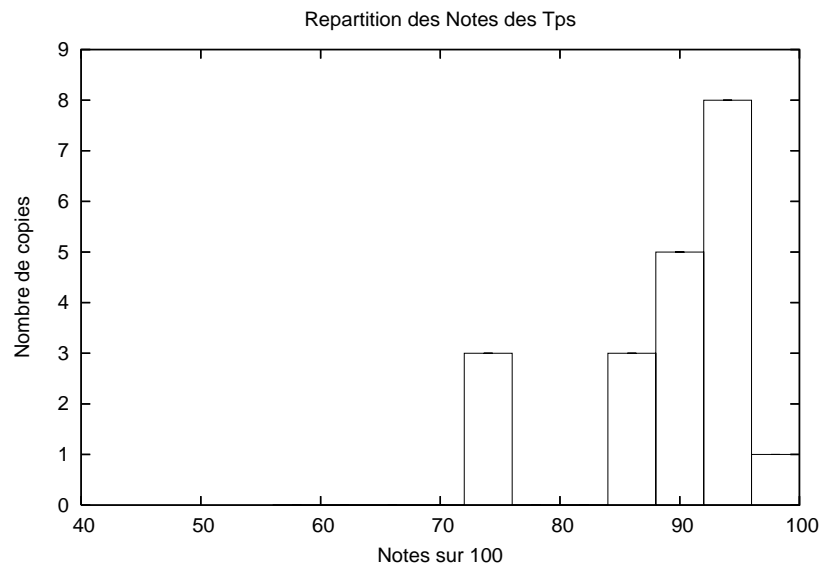


FIG. 3 – Répartition des Notes des Tps (sur 100) (20 étudiants)

| MOYENNES | | | | | |
|-----------------|-----------------|-----------------|---------|-------------|----------------|
| TP/100 (50%) | Final/100 (25%) | Projet/10 (25%) | Moyenne | Lettre Moy. | Lettre Mediane |
| 88.61 | 68.77 | 7.47 | 80.18 | A- | A- |

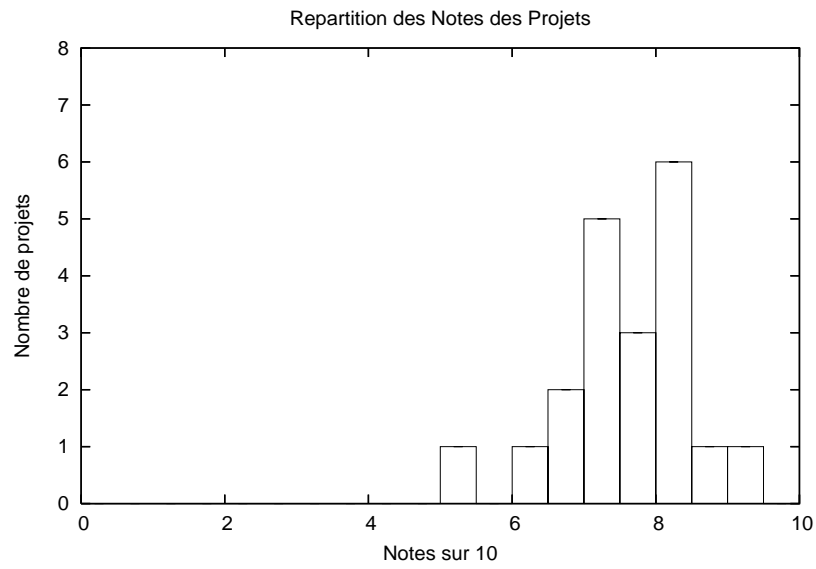


FIG. 4 – Répartition des Notes des Projets (20 étudiants)

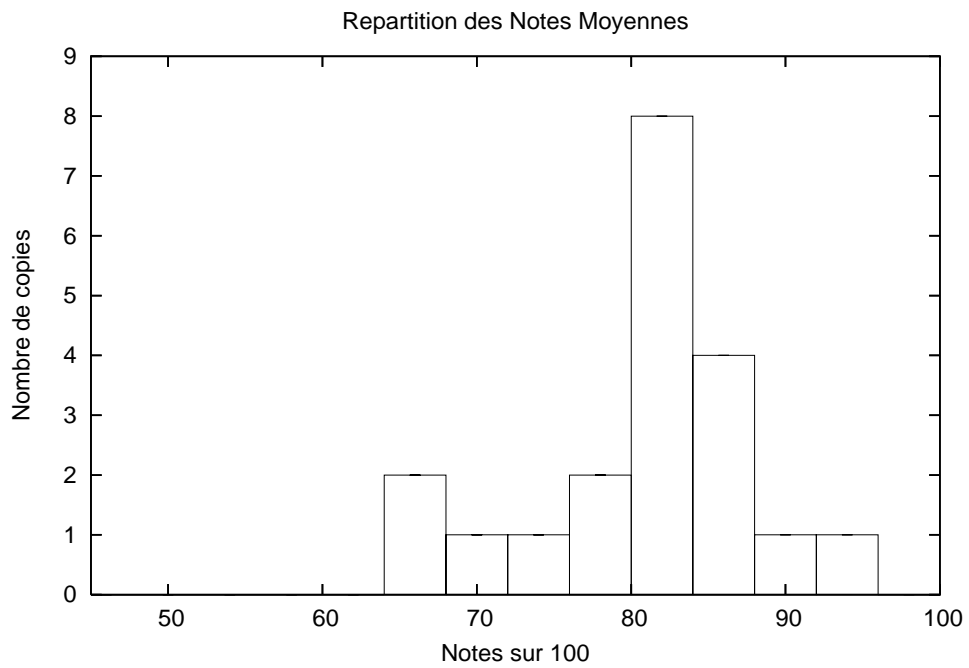


FIG. 5 – Répartition des Notes Moyennes (20 étudiants)

| CORRESPONDANCE NOTES-LETTRES | | | | | | | |
|------------------------------|-------|-------|-------|-------|-------|-------|-----|
| C | C+ | B- | B | B+ | A- | A | A+ |
| 54-59 | 59-65 | 65-69 | 69-75 | 75-80 | 80-85 | 85-90 | 90- |