

# Probabilistic graphical models: Introduction and general information

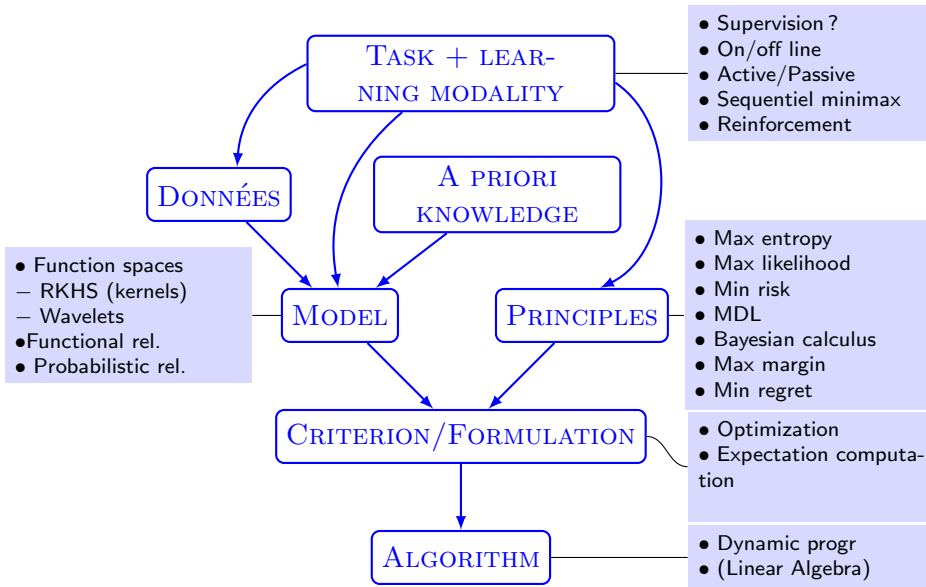
Simon Lacoste-Julien, INRIA/ENS

Francis Bach, INRIA/ENS

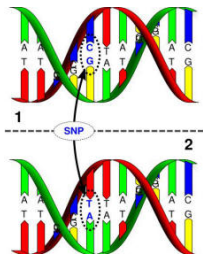


Guillaume Obozinski, ENPC



M2 MVA 2015-2016



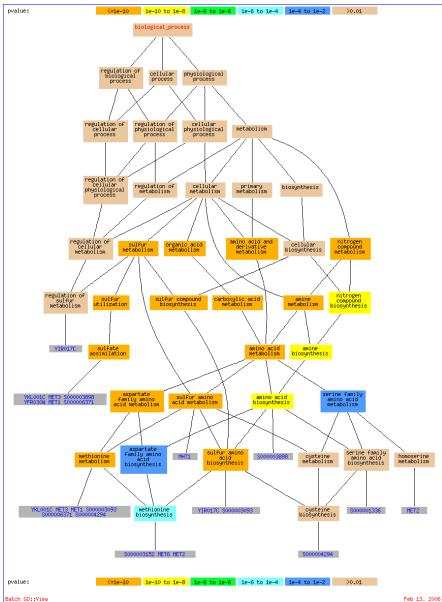
# Structured problems in HD



SNPs or SNPs =

sites of variation in the genome  
(spelling mistakes)

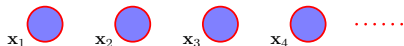
Karen	AGCTTGAC	TCCA	TGATGATT
Debo	AGCTTGAC	GCCAT	TGATGATT
Jose	AGCTTGAC	TCCC	TGATGATT
Thomas	AGCTTGAC	GCCC	TGATGATT
Anupriya	AGCTTGAC	TCCA	TGATGATT
Robert	AGCTTGAC	GCCA	TGATGATT
Michelle	AGCTTGAC	TCCC	TGATGATT
Zhijun	AGCTTGAC	GCCC	TGATGATT



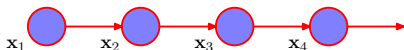
# Sequence modelling

How to model the distribution of DNA sequences of length  $k$  ?

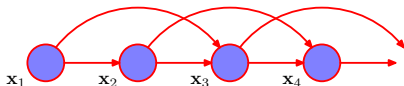
- Naive model  $\rightarrow 4^n - 1$  parameters
- Indépendant model  $\rightarrow 3n$  parameters



First order Markov chain :



Second order Markov chain :

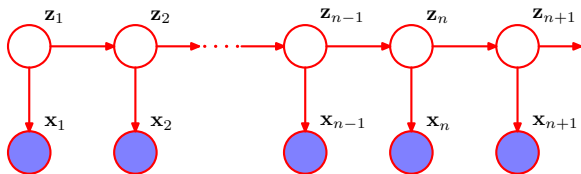


Number of parameters  $\mathcal{O}(n)$  for chains of length  $n$ .

# Models for speech processing

- Speech modelled by a sequence of unobserved phonemes
- For each phoneme a random sound is produced following a distribution which characterizes the phoneme

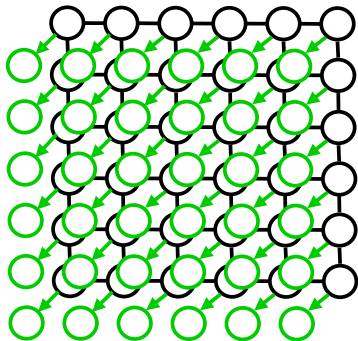
## Hidden Markov Model : HMM (Modèle de Markov caché)



→ **Latent** variable models

# Modelling image structures

**Markov Random Field**  
(Champ de Markov caché)



Original image

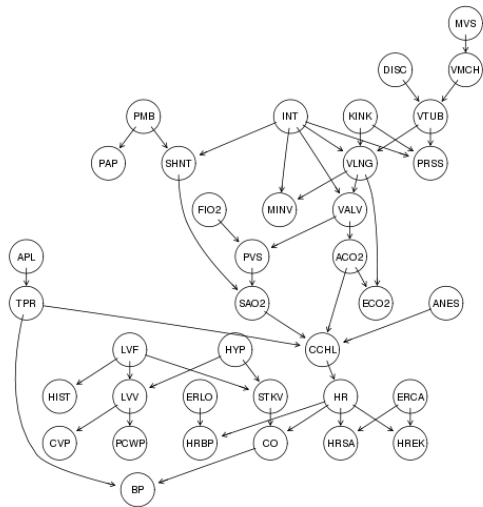


Segmentation

→ *oriented graphical model vs non oriented*

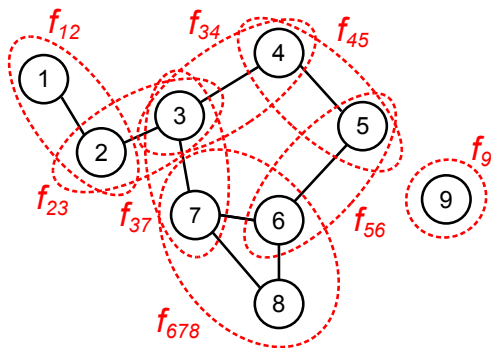
# Anaesthesia alarm (Beinlich et al., 1989)

## “The ALARM Monitoring system”



CVP	central venous pressure
PCWP	pulmonary capillary wedge pressure
HIST	history
TPR	total peripheral resistance
BP	blood pressure
CO	cardiac output
HRBP	heart rate / blood pressure.
HREK	heart rate measured by an EKG monitor
HRSA	heart rate / oxygen saturation.
PAP	pulmonary artery pressure.
SAO2	arterial oxygen saturation.
FIO2	fraction of inspired oxygen.
PRSS	breathing pressure.
ECO2	expelled CO2.
MINV	minimum volume.
MVS	minimum volume set
HYP	hypovolemia
LVF	left ventricular failure
APL	anaphylaxis
ANES	insufficient anaesthesia/analgesia.
PMB	pulmonary embolus
INT	intubation
KINK	kinked tube.
DISC	disconnection
LVV	left ventricular end-diastolic volume
STKV	stroke volume
CCHL	catecholamine
ERLO	error low output
HR	heart rate.
ERCA	electrocauter
SHNT	shunt
PVS	pulmonary venous oxygen saturation
ACO2	arterial CO2
VALV	pulmonary alveoli ventilation
VLNG	lung ventilation
VTUB	ventilation tube
VMCH	ventilation machine

## Probabilistic model



$$p(x_1, x_2, \dots, x_9) = f_{12}(x_1, x_2) f_{23}(x_2, x_3) f_{34}(x_3, x_4) f_{45}(x_4, x_5) \dots \\ f_{56}(x_5, x_6) f_{37}(x_3, x_7) f_{678}(x_6, x_7, x_8) f_9(x_9)$$



# Abstract models vs concrete ones

## Abstracts models

- Linear regression
- Logistic regression
- Mixture model
- Principal Component Analysis
- Canonical Correlation Analysis
- Independent Component analysis
- LDA (Multinomial PCA)
- Naive Bayes Classifier
- Mixture of experts

## Concrete Models

- Markov chains
- HMM
- Tree-structured models
- Double HMMs
- Oriented acyclic models
- Markov Random Fields
- Star models
- Constellation Model

# Operations on graphical models

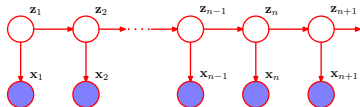
## Probabilistic inference

Computing a marginal distr.  $p(x_i)$  ou  $p(x_i|x_1 = 3, x_7 = 0)$

## Decoding (MAP inference)

What is the most likely instance?

$$\operatorname{argmax}_z p(z|x)$$



## Learning (or Estimation)

Soit  $p(x; \theta) = \frac{1}{Z(\theta)} \prod_C \psi(x_C, \theta_C)$ , we want to find

$$\operatorname{argmax}_{\theta} \prod_{i=1}^n p(x^{(i)}; \theta) = \operatorname{argmax}_{\theta} \frac{1}{Z(\theta)} \prod_{i=1}^n \prod_C \psi(x_C^{(i)}, \theta_C)$$

# Course outline

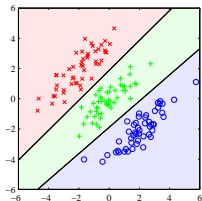
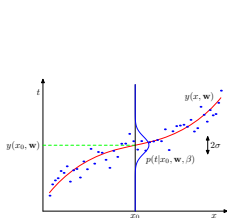
- **Lecture 1**
  - Introduction
  - Maximum likelihood
  - Linear regression
  - Logistic regression
  - Generative classification (Fisher discriminant)
- **Lecture 2**
  - K-means
  - EM
  - Gaussian mixtures
  - Graph Theoretic aspects
- **Lecture 3**
  - Unoriented graphical models
  - Oriented graphical models
- **Lecture 4**
  - Exponential families
  - Information Theory
- **Lecture 5**
  - Gaussian Variables
  - Factorial Analysis
- **Lecture 6**
  - Sum-product algorithm
  - HMM
- **Lecture 7**
  - Approximate inference
- **Lecture 8**
  - Approximate inference
- **Lecture 9**
  - Bayesian methods
  - Model selection

## General information

- Every Wed 9am-12pm amphi Curie until Dec 2.
- **Except** Nov 11 : no lecture
- **Grading** :
  - Homework 1 (15%)
  - Homework 2 (15%)
  - Homework 3 (15%)
  - Exam (25%)
  - Project (30%)
- **Programming** :
  - All Hwk+ Project involve programming
  - You may choose the programming language you want
  - We recommend you choose a vector oriented PL such as Python, R Matlab.
- **Polycopié** :
  - The course will be based on the book in preparation of Michael Jordan (UC Berkeley).
- **Scribes** :
  - For some lectures, the students are encouraged to volunteer as scribes to contribute to the lecture notes.

To start : models with 1 and 2 nodes...

## Regression and classification



## Mixture models

